

**JUNE 2024**

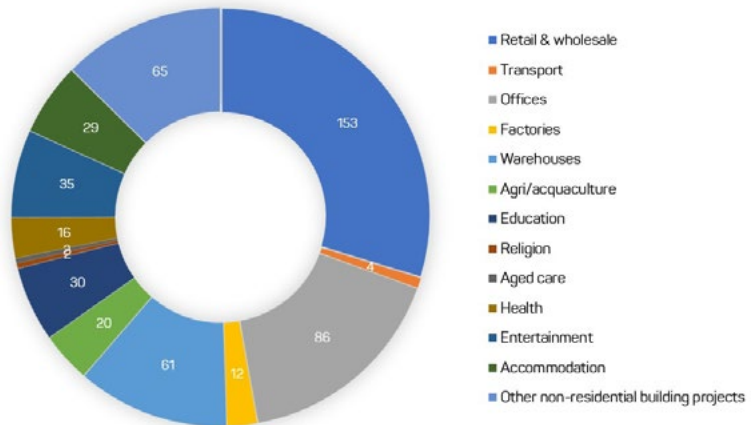
# **BUILDING & CONSTRUCTION QUEENSLAND**



## **NON-RESIDENTIAL BUILDING April 2024**

**515** non-residential building jobs valued at **\$548.6 million** were approved in QLD.  
**\$1,065,200** average value of non-residential building jobs approved.  
**33.7%** public sector share of non-residential building jobs approved.

Non-residential building jobs approved



### Building Product Inflation %



**2.6%**  
Year to  
March 2024

## **CIVIL CONSTRUCTION**

Civil construction work, March 2024 quarter



**\$5,559.3m**  
Works  
started



**\$6,436.3m**  
Works  
done



**\$20,105.7m**  
Works yet  
to be done

Civil works by activity, March 2024 quarter (\$m)

	Started	Done	To be done
Bridges, railways and harbours	\$246.5	\$685.1	\$4,921.9
Roads, highways and subdivisions	\$901.5	\$1,350.1	\$3,117.7
Water storage and supply, sewerage and drainage	\$1,609.8	\$685.2	\$5,025.4
Electricity generation, transmission and distribution incl pipelines	\$591.2	\$1,249.3	\$4,319.0
Telecommunications	\$370.1	\$372.2	\$39.5
Heavy industry	\$1,520.7	\$1,788.9	\$2,539.7
Recreation & other	\$319.6	\$305.5	\$142.6
<b>TOTAL</b>	<b>\$5,559.3</b>	<b>\$6,436.3</b>	<b>\$20,105.7</b>

## RESIDENTIAL BUILDING

### House prices: year to June 2024



Brisbane



Regional QLD

### Unit prices: year to June 2024



Brisbane



Regional QLD

### Rental price changes in Brisbane

+2.6%  
During  
Mar 2024  
quarter



+8.6%  
Over year to  
Mar 2024

### Building approvals: April 2024



**2,593**

Total new home  
building approvals  
**+5.5%**  
change on  
Apr 2023



**1,722**

Detached houses  
**+3.8%**  
change on  
Apr 2023



**871**

Units/apartments  
**+21.5%**  
change on  
Apr 2023



**\$223.4 million**

Home renovations  
**+0.4%**  
change on  
Apr 2023

### Residential building work – year to December 2023 quarter

#### COMMENCED NEW HOMES

**32,841**

All dwellings

**20,528**

Detached houses

**12,313**

Apartments/units

#### COMPLETED NEW HOMES

**34,011**

All dwellings

**24,030**

Detached houses

**9,981**

Apartments/units

#### New homes still under construction on 31 December 2023



**36,373**

All dwellings

**12,261**

Detached houses

**24,112**

Apartments/units

#### New homes approved but not yet commenced as at 31 December 2023



**4,702**

All dwellings

**1,672**

Detached houses

**3,030**

Apartments/units

### Lending indicators April 2024

**670**

Loans to owner occupiers for  
construction of new home  
**+60.7%** change on Apr 2023

**536**

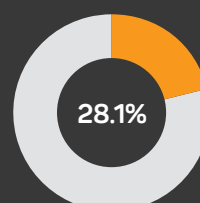
Loans to investors for construction  
of new home  
**+62.9%** change on Apr 2023

**425**

Loans to owner occupiers for  
residential land purchase  
**+68.0%** change on Apr 2023

**270**

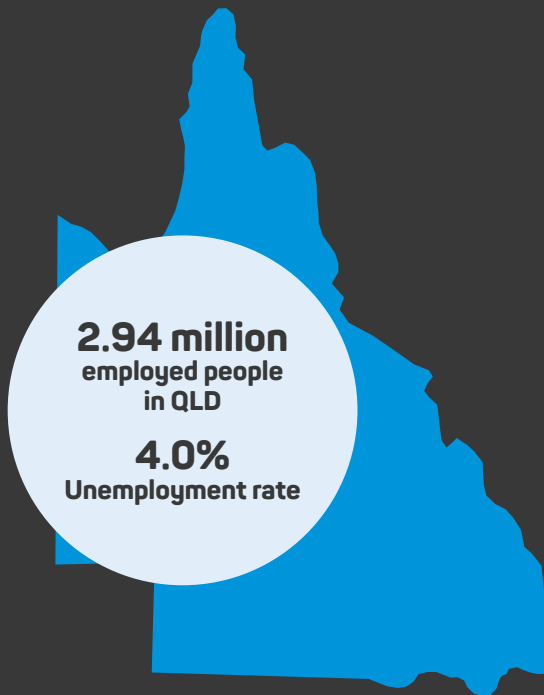
Loans to investors for residential  
land purchase  
**+65.6%** change on Apr 2023



First Home Buyers  
share of loans

## LABOUR MARKET

May 2024



## CONSTRUCTION BUSINESSES

June 2023

**85,493**

Construction Businesses

Number of workers



47,993	0
36,047	1-19
1,425	20-199
28	+200

Turnover



**19.1%**  
turnover <\$50,000

**1.4%**  
turnover >\$10m

## CONSTRUCTION WORKFORCE

May 2024



**275,840**

People employed in  
construction in QLD

**70,581**

Resi/commercial  
builders

**27,485**

Civil construction  
builders

**177,774**

Resi/commercial  
subcontractors



Of QLD jobs are  
in construction



Account for women working  
in QLD construction

## CONSTRUCTION INDUSTRY APPRENTICES AND TRAINEES

December 2023

**25,843**

Construction apprentices in-training



**9,019**

New starts

**4,499**

Completions



Female share of construction  
apprentice commencements



**7,620**

apprentice carpenters  
in training



**3,591**

apprentice plumbers  
in training